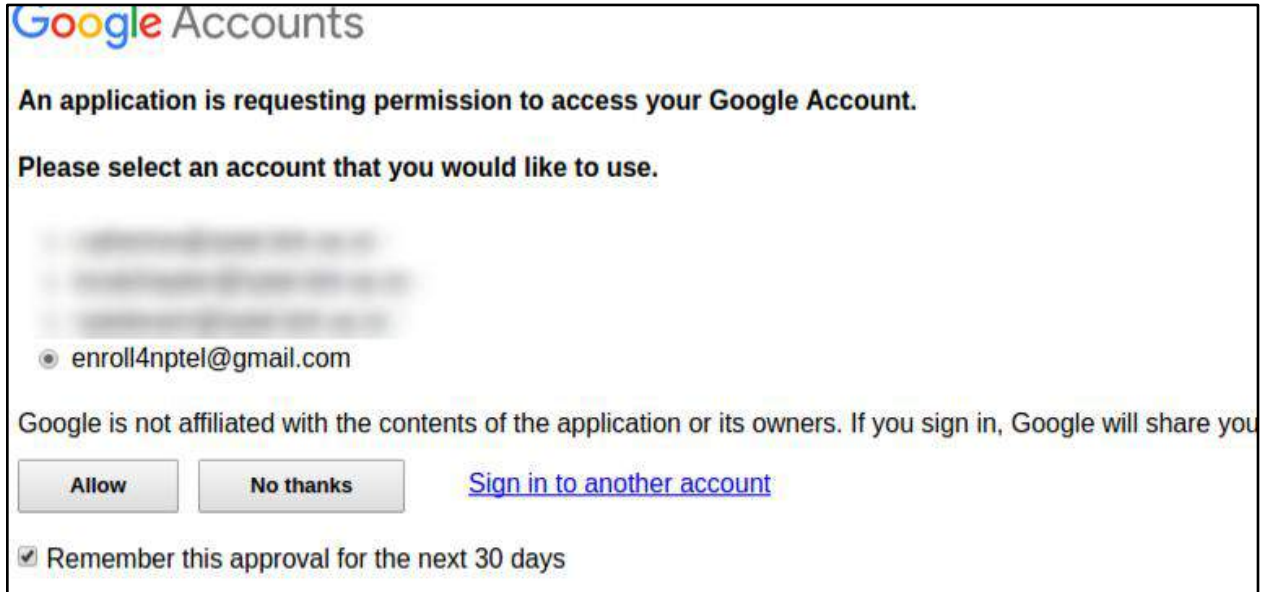


STEPS to enroll

(Jul-Dec 2018 semester)

Step 1: Login with Google enabled mail ID



Google Accounts

An application is requesting permission to access your Google Account.

Please select an account that you would like to use.

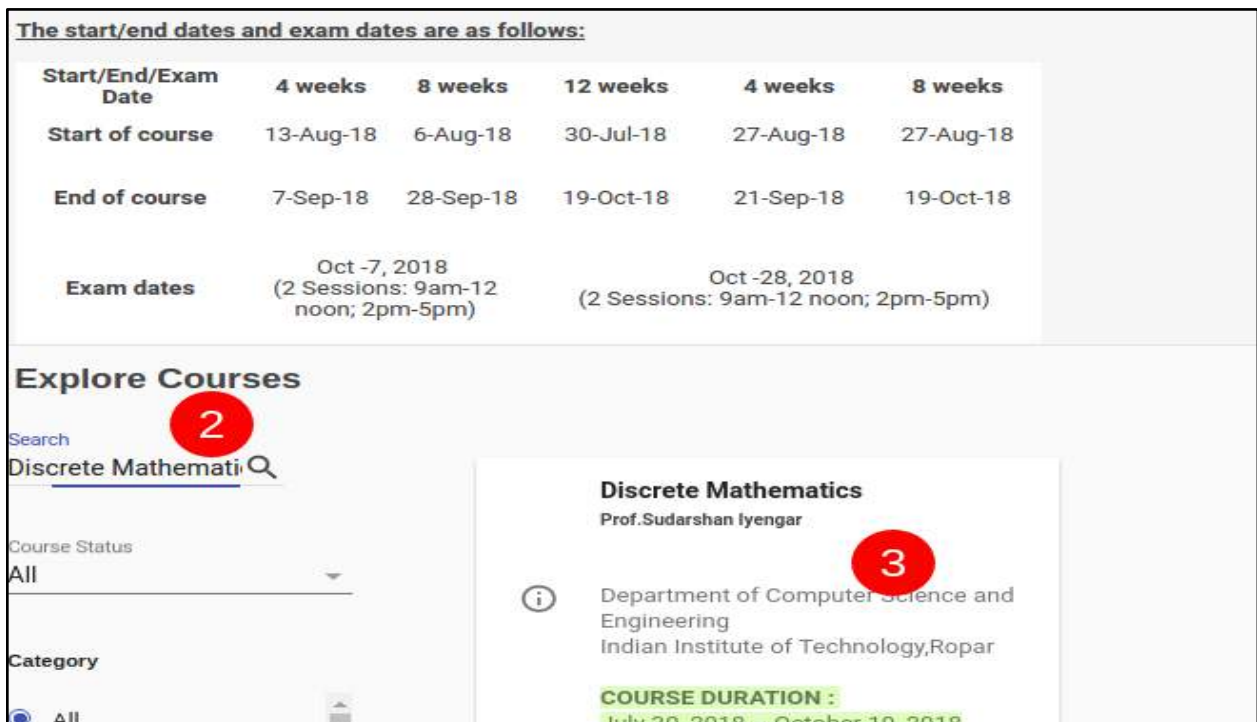
enroll4nptel@gmail.com

Google is not affiliated with the contents of the application or its owners. If you sign in, Google will share your

[Sign in to another account](#)

Remember this approval for the next 30 days

Step 2: Search for the course of your choice and click on the search result



The start/end dates and exam dates are as follows:

Start/End/Exam Date	4 weeks	8 weeks	12 weeks	4 weeks	8 weeks
Start of course	13-Aug-18	6-Aug-18	30-Jul-18	27-Aug-18	27-Aug-18
End of course	7-Sep-18	28-Sep-18	19-Oct-18	21-Sep-18	19-Oct-18
Exam dates	Oct -7, 2018 (2 Sessions: 9am-12 noon; 2pm-5pm)		Oct -28, 2018 (2 Sessions: 9am-12 noon; 2pm-5pm)		

Explore Courses

Search **2**

Discrete Mathematics

Course Status: All

Category: All

Discrete Mathematics
Prof.Sudarshan Iyengar **3**

Department of Computer Science and Engineering
Indian Institute of Technology,Ropar

COURSE DURATION :
July 20, 2018 - October 10, 2018

Step 3: You will be redirected to the course page, scroll down to the end of the page and click on " JOIN" .

registration form is published.

CERTIFICATE:

- Final score will be calculated as : 25% assignment score + 75% final exam score
- 25% assignment score is calculated as 25% of average of Best 8 out of 12 assignments
- E-Certificate will be given to those who register and write the exam and score greater than or photograph and the score in the final exam with the breakup.It will have the logos of NPTEL and

Join **1**

Step 4: You will be directed to the profile page; here enter your personal details.
SPOCs note > The same details will be reflected in SPOC login.

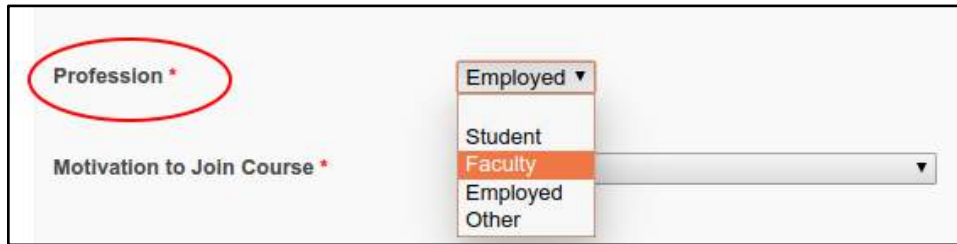
Country residing in currently *

Profession *

Motivation to Join Course *

Will you write the exam for this course? *

Step 5: Select the Profession carefully.



The screenshot shows a registration form with a red circle around the 'Profession *' label. To its right is a dropdown menu with the following options: 'Employed', 'Student', 'Faculty', 'Employed', and 'Other'. The 'Faculty' option is highlighted in orange. Below the dropdown is a text input field labeled 'Motivation to Join Course *'.

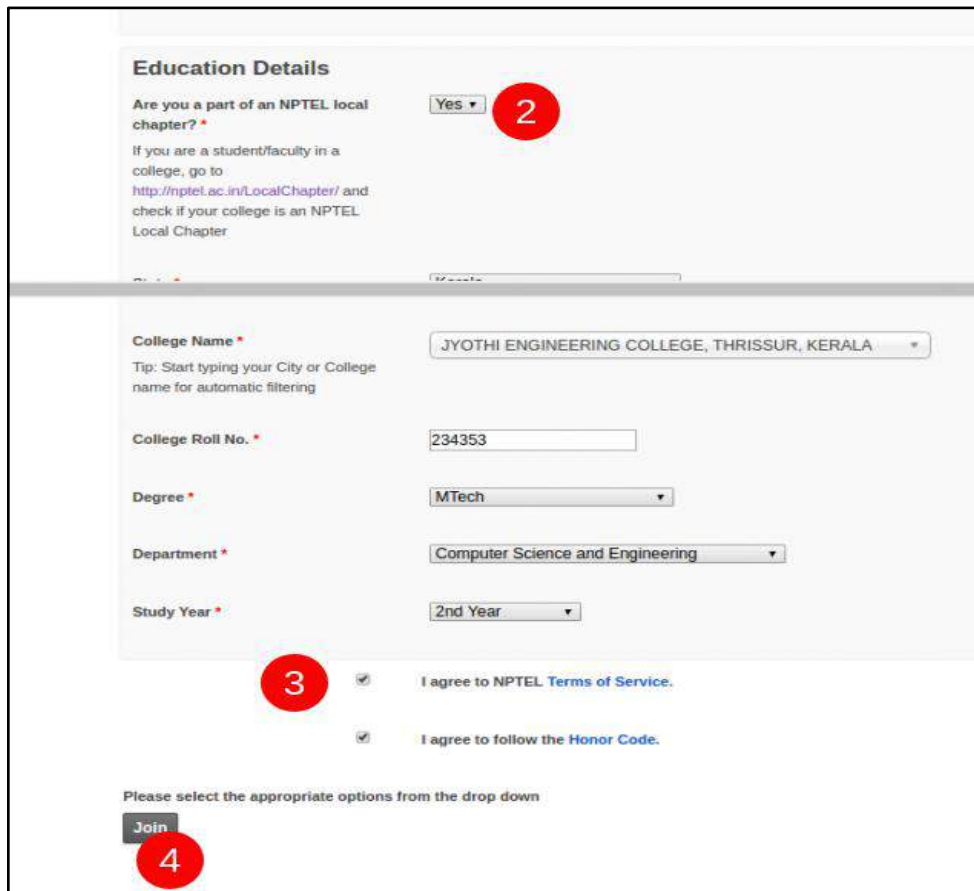
Student:

Are you a part of NPTEL Local Chapter - Yes

College name: Choose from the drop-down list

College Roll No.: The number that is given in the student's college id card

... etc.



The screenshot shows the 'Education Details' section of a registration form. It includes the following fields and elements:

- Are you a part of an NPTEL local chapter? ***: A dropdown menu with 'Yes' selected. A red circle with the number '2' is next to it.
- College Name ***: A dropdown menu with 'JYOTHI ENGINEERING COLLEGE, THRISSUR, KERALA' selected.
- College Roll No. ***: A text input field containing '234353'.
- Degree ***: A dropdown menu with 'MTech' selected.
- Department ***: A dropdown menu with 'Computer Science and Engineering' selected.
- Study Year ***: A dropdown menu with '2nd Year' selected.
- Agreements**: Two checkboxes, both checked. The first is 'I agree to NPTEL Terms of Service.' and the second is 'I agree to follow the Honor Code.' A red circle with the number '3' is next to the first checkbox.
- Join Button**: A button labeled 'Join' with a red circle and the number '4' next to it.

Below the form, there is a note: 'Please select the appropriate options from the drop down'.

Faculty:

Choose Profession as Faculty

Profession *	Faculty ▾	1
Motivation to Join Course *	For GATE exam ▾	
Will you write the exam for this course? *	Yes ▾	
Highest Qualification *	Master's degree ▾	
Year of Graduation *	2016 ▾	

Education Details

Are you a part of an NPTEL local chapter? *	Yes ▾	2
---	-------	---

If you are a student/faculty in a college, go to <http://nptel.ac.in/LocalChapter/> and check if your college is an NPTEL Local Chapter

Step 6: After filling all the details, tick mark in the check boxes regarding agreeing to Terms of service and Honor Code. Then click JOIN.

You are now enrolled to the course.

How to confirm , you have enrolled successfully:

1. In the course page, you will see a yellow pop-up.

NPTEL enroll4nptel@gmail.com

Courses » **Discrete Mathematics** Thank you for registering for the course. Click the Announcements tab for important information. X Ask a Question Progress Mentor

Course outline

How to access the portal

There are new announcements since your last visit. Please have a look.

Welcome to NPTEL Online Course: Discrete Mathematics

2018-04-07
Dear student

Welcome to NPTEL Online Courses and Certification!

Thank you for signing up for our online course "**Discrete Mathematics**". We wish you an enjoyable and informative learning experience.

The course will begin on **July 30, 2018**. When content is released on the portal, you will get an email alerting you. Please watch the lectures, follow the course regularly and submit all assessments and assignments before the due date. Your regular participation is vital for learning.

2. Check your e-mail inbox.

You would have received a WELCOME mail.

Welcome to NPTEL Online Course: Discrete Mathematics

1 of about 182

onlinecourses@nptel.iitm.ac.in 7:21 PM (0 minutes ago)

to me

Dear student

Welcome to NPTEL Online Courses and Certification!

Thank you for signing up for our online course "**Discrete Mathematics**". We wish you an enjoyable and informative learning experience.

The course will begin on **July 30, 2018**. When content is released on the portal, you will get an email alerting you. Please watch the lectures, follow the course regularly and submit all assessments and assignments before the due date. Your regular participation is vital for learning.

We will open registration for the exam soon after the course starts. A form has to be filled and the certification exam has a fee, which needs to be paid at the time of registration. Everyone who has signed-up for the course, including those who do not register for the exam, will continue to have access to the course contents.

There are two sections on the portal apart from the course content and assignment sections:

- The announcement list which will only have messages from course instructors and teaching assistants - regarding the lessons, assignments, exam registration, hall tickets etc.
- The Ask a Question which is for everyone to ask questions and interact - If you have any questions regarding the technical content in the lectures, any doubts in the assignments or any question related to the exam, registration, hall tickets, results, etc, kindly write about this in the forum and the course instructor/TA will respond to it. Please use this well and participate to benefit from the course.